

# SOLPACK SYSTEMS

## Material Handling Equipment Division

Quality in everything we do.



### Product Range

- Pallet Trucks
- Stackers
- Lift Table
- Scissor Truck
- Hand Trolleys
- Platform Hand Truck
- Drum Equipment
- Shop Cranes
- Forklift Truck
- Reach Truck
- Aerial Work Platform
- Rotted Moulded Plastic Pallets
- Extruded Plastic Pallets
- Pvc Door Strip Curtain

## PALLET TRUCKS



**HOT SELL**

**SBA20**  
Pallet Truck (Black Pump Type)

Model	SBA20
Load capacity	2000kg
Net weight	60-70kg
Tyre size, front	180*50mm
Tyre size rear	80*70/74*70mm
Fork dimensions	54/160/1150(s/e/l)
Lifting height	200/190mm



**HOT SELL**

**SBA-25/30/35**  
Pallet Truck (Silver Galvanized pump)

Model	SBA25	SBA30	SBA35
Load capacity	2500kg	3000kg	3500kg
Net weight	70-80kg	70-80kg	90-100kg
Tyre size, front	180*50mm	180*50mm	180*50mm
Tyre size rear	80*70/74*70mm	80*70/74*70mm	80*70/74*70mm
Fork Length	1150/1220/1440mm	1150/1220/1440mm	1150/1220/1440mm
Fork Width	550/685/685mm	550/685/685mm	550/685/685mm
Lifting height	200/190mm	200/190mm	200/190mm



**SBA-50**  
Pallet Truck (Silver Galvanized Pump)

Model	SBA-50
Load capacity	5000kg
Tyre size, front	200mm
Tyre size, rear	80mm
Lifting height	207mm
Overall length	1620mm



**SBJ**  
Pallet Truck for Reel

Model	SBJ
Load capacity	2000kg
Net weight	80-100kg
Tyre size, front	180*50mm
Tyre size rear	80*70/74*70mm
Load centre distance	500mm
Lifting height	200/190mm



**SBA-S**  
Pallet Truck Stainless Steel Body

Model	SBA-S
Load capacity	2000kg
Net weight	65-80kg
Tyre size, front	180*50mm
Tyre size rear	80*70/74*70mm
Load centre distance	500mm
Lifting height	200/190mm



**SBC**  
Scale Pallet Truck (Silver Galvanized Pump)

Model	SBC
Load capacity	2000kg
Net weight	130kg
Tyre size, front	180*50mm
Tyre size rear	80*70/74*70mm
Overall length	1566mm
Lifting height	200-190mm



**SBR**  
Terrain Pallet Truck

Model	SBR
Load capacity	1000/1200kg
Net weight	120kg
Tyre size, front	440*12mm
Tyre size rear	270*87mm
Overall length	1200mm
Lifting height	150mm



**SBJA**  
Pallet Truck for Reel Adjustable

Model	SBJA
Load capacity	2000kg
Overall Length	980mm
Distance b/w Fork	357-457mm
Base Diameter	432-435mm



**HOT SELL**

**SBC-7**  
Digital Scale Pallet Truck

Model	SBC-7
Total Lift Height	200 mm
Length of Fork	1150/1220mm
Width of the Fork	560*710mm
Load Roller	Single/Tandem Nylon
Loading capacity	2000 Kg



**QBA-20**  
Electric Pallet Truck (Stand-On)

Model	QBA-20
Load capacity	2000kg
Service weight	700kg
Tyre size, front	250*70mm
Tyre size rear	80*80mm
Overall length	1890mm
Lifting height	120mm



**QBA15**  
ELECTRIC PALLET TRUCK Walkie

Model	QBA15
Capacity	1500kg
Fork Size	550mmx1150mm
Outer Turning Radius	1475mm
Battery	24V/60*2 Ah

## MANUAL STACKERS



### SDA-1016/1025/1030/1516/1525/1530/2016 Manual Stacker

Model	SDA1016	SDA1025	SDA1030	
Load capacity	1000kg	1000kg	1000kg	
Lifting height	1600mm	2500mm	3000mm	
Tyre size, front	80*70mm	80*70mm	80*70mm	
Tyre size rear	180*50mm	180*50mm	180*50mm	
Fork Lowered Height	90mm	90mm	90mm	
Net weight	250-316kg	250-316kg	250-316kg	
Model	SDA-1516	SDA-1525	SDA-1530	SDA-2016
Load capacity	1500kg	1500kg	1500kg	2000kg
Lifting height	1600mm	2500mm	3000mm	1600mm
Tyre size, front	80*70mm	80*70mm	80*70mm	80*70mm
Tyre size rear	180*50mm	180*50mm	180*50mm	180*50mm
Fork Lowered Height	90mm	90mm	90mm	90mm
Net weight	250-316mm	250-316mm	250-316mm	250-316mm

## SEMI-ELECTRIC STACKERS

### BDA-1016/1025/1030/1516/1525/1530/2016 Semi-Electric Stacker

Model	BDA-1016	BDA-1025	BDA-1030	
Load capacity	1000kg	1000kg	1000kg	
Lifting height	1600mm	2500mm	3000mm	
Tyre size, front	80*70mm	80*70mm	80*70mm	
Tyre size rear	180*50mm	180*50mm	180*50mm	
Wheel Base	1145mm	1145mm	1145mm	
Net weight	450-500kg	450-500kg	450-500kg	
Model	BDA-1516	BDA-1525	BDA-1530	BDA-2016
Load capacity	1500kg	1500kg	1500kg	2000kg
Lifting height	1600mm	2500mm	3000mm	1600mm
Tyre size, front	80*70mm	80*70mm	80*70mm	80*70mm
Tyre size rear	180*50mm	180*50mm	180*50mm	180*50mm
Wheel Base	1145mm	1145mm	1145mm	1145mm
Net weight	450-500kg	450-500kg	450-500kg	450-500kg



## ELECTRIC POWERED STACKERS



### QDA-1516/1525/1530/1545 Electric Powered Stacker(Stand On)

Model (Driving)	QDA-1516	QDA-1525
Load capacity	1500kg	1500kg
Lifting height	1600mm	2500mm
Tyre size, front	248x75mm	248x75mm
Tyre size rear	80x70mm	80x70mm
Net weight	980-1050kg	980-1050kg

Model (Driving)	QDA-1530	QDA-1545
Load capacity	1500kg	1500kg
Lifting height	3000mm	4500mm
Tyre size, front	248x75mm	248x75mm
Tyre size rear	80x70mm	80x70mm
Net weight	980-1050kg	980-1050kg

### QDA-2016/2025/2030/2045/2050/2055 Electric Powered Stacker(Stand On)

Model (Driving)	QDA-2016	QDA-2025	QDA-2030
Load capacity	2000kg	2000kg	2000kg
Lifting height	1600mm	2500mm	3000mm
Tyre size, front	248x75mm	248x75mm	248x75mm
Tyre size rear	80x70mm	80x70mm	80x70mm
Net weight	1050-1220kg	1050-1220kg	1050-1220kg

Model (Driving)	QDA-2045	QDA-2050	QDA-2055
Load capacity	2000kg	2000kg	2000kg
Lifting height	4500mm	5000mm	5500mm
Tyre size, front	248x75mm	248x75mm	248x75mm
Tyre size rear	80x70mm	80x70mm	80x70mm
Net weight	1050-1220kg	1050-1220kg	1050-1220kg



## LIFT TABLE



SPA-150/300/500/1000/1500  
Lift Table

Model (single scissor)	SPA150	SPA300	SPA500	SPA1000	SPA1500
Load capacity	150kg	300kg	500kg	1000kg	1500kg
Max.lift height	740mm	900mm	900mm	1000mm	1000mm
Min.height of table	225mm	340mm	340mm	380mm	420mm
Lifting height	515mm	560mm	560mm	620mm	580mm
Table size	740*450*35mm	855*500*50mm	855*500*50mm	1000*510*55mm	1220*610*60mm
Service weight	44kg	82kg	87kg	115kg	135kg



SPS-150/350/800  
Lift Table

Model(double scissor)	SPS150	SPS350	SPS800
Load capacity	150kg	350kg	800kg
Max.lift height	1100mm	1300mm	1500mm
Min.height of table	302mm	350mm	475mm
Lifting height	790mm	950mm	1025mm
Table size	700*450*35mm	910*500*52mm	1220*610*60mm
Service weight	64kg	105kg	172kg



DGS-1001/2001/4001  
Electric Lift Table

Model(double scissor)	DGS1001	DGS2001	DGS4001
Load capacity	1000kg	2000kg	4000kg
Max.lift height	1780mm	1780mm	2050mm
Min.height of table	305mm	360mm	400mm
Table size	1300*820mm	1300*850mm	1700*1200mm
Service weight	210kg	295kg	520kg
Base size	1240*640mm	1220*785mm	1600*900mm



DG-1001/2001/4001  
Electric Lift Table

Model (single scissor)	DG1001	DG2001	DG4001
Load capacity	1000kg	2000kg	4000kg
Max.lift height	900mm	1000mm	1050mm
Min.height of table	205mm	230mm	240mm
Table size	1300*820mm	1300*850mm	1700*1200mm
Service weight	160kg	235kg	375kg
Base size	1240*640mm	1220*785mm	1600*900mm

## SCISSOR LIFT TRUCK



JF-540/680/520/680  
High Lift Scissor Truck (Manual)

	(SINGLE PISTON)	(DOUBLE PISTON)
Model	JF-540	JF-680
Capacity	1000kg	1000kg
Fork Widht	540mm	680mm
Fork Length	1150mm	1150mm
Min.fork height	85mm	85mm
Max.fork height	800mm	800mm
Net Weight	128kg	133kg



JFD-Single Piston/Double Piston  
High Lift Scissor Truck (Battery Operated)

	JFD(Single Piston)	JFD(Double Piston)
Model	JFD(Single Piston)	JFD(Double Piston)
Capacity	1000kg	1000kg
Fork Width	540mm	685mm
Fork Length	1170mm	1170mm
Min.fork height	85mm	85mm
Max.fork height	800mm	800mm
Net Weight	158kg	188kg

## HAND TROLLEYS



**HOT SELL**

HT 1105  
Hand Trolley

Model		HT 1105
Load	(kg)	90
Wheel	(Solid)	6" x 3.5"
Body Size (LxWxH)	(mm)	1100x400x410
Own Weight	(kg)	6.8
Toe Plate Width	(mm)	240



**HOT SELL**

HT 1827  
Hand Trolley

Model		HT 1827
Load	(kg)	250
Wheel	(Air)	10"x3.5"
Body Size (LxWxH)	(mm)	1249x650x578
Own Weight	(kg)	16.5kg
Toe Plate Width	(mm)	325



**HOT SELL**

HT 1805  
Hand Trolley

Model		HT 1805
Load	(kg)	200
Wheel	(Air)	10" x 3.5"
Body Size (LxWxH)	(mm)	1170 x 465 x 490
Own Weight	(kg)	10.5
Toe Plate Width	(mm)	220



HT 1600  
Hand Trolley

Model		HT 1600
Load	(kg)	200
Wheel	(Air)	13" x 4"
Body Size (LxWxH)	(mm)	1308 x 630 x 550
Own Weight	(kg)	14.7
Toe Plate Width	(mm)	215



HT 1861  
Hand Trolley

Model		HT 1861
Load	(kg)	100
Wheel	(Air)	10" x 3.5"
Body Size (LxWxH)	(mm)	1210 x 502 x 510
Own Weight	(kg)	11.8
Toe Plate Width	(mm)	230



HT 1882  
Hand Trolley

Model		HT 1882
Load	(kg)	300
Wheel	(Air)	10" x 3"-4"
Body Size (LxWxH)	(mm)	1180 x 5905 x 555
Own Weight	(kg)	12.5
Toe Plate Width	(mm)	265



HT 1888  
Hand Trolley

Model		HT 1888
Load	(kg)	150
Wheel	(Air)	10" x 3.5"
Body Size (LxWxH)	(mm)	1310 x 470 x 690
Own Weight	(kg)	10.8
Toe Plate Width	(mm)	310



HT 1809  
Hand Trolley

Model		HT 1809
Load	(kg)	200
Wheel	(Air)	10" x 3.5"
Body Size (LxWxH)	(mm)	1070 x 550 x 460
Own Weight	(kg)	12
Toe Plate Width	(mm)	220



HT 1922  
Hand Trolley

Model		HT 1922
Load	(kg)	200
Wheel	(Air)	10" x 2.5"
Body Size (LxWxH)	(mm)	1688 x 505 x 418
Own Weight	(kg)	18.2
Toe Plate Width	(mm)	225



**HOT SELL**

HT 2400  
Hand Trolley

Model		HT 2400
Load	(kg)	270
Wheel	(Air)	12" x 4"
Body Size (LxWxH)	(mm)	1308 x 630 x 550
Own Weight	(kg)	14.7
Toe Plate Width	(mm)	215



HT 2500AB  
Hand Trolley

Model		HT 1888
Load	(kg)	80
Wheel	(Air)	10" x 3"-4"
Body Size (LxWxH)	(mm)	1175 x 520 x 535
Own Weight	(kg)	10.3
Toe Plate Width	(mm)	270



HT 1842  
Hand Trolley

Model		HT 1842
Load	(kg)	250
Wheel	(Air)	10" x 3.5"
Body Size (LxWxH)	(mm)	1450 x 550 x 460
Own Weight	(kg)	13.45
Toe Plate Width	(mm)	180

## PLATFORM HAND TRUCKS



500CP 1600  
Platform Hand Truck

Model		500CP 1600
Load	(kg)	600
Wheel	(Solid)	8" x 4"
Size (hxHxLxW)	(mm)	1530x275x1600x413
Weight	(kg)	64.3



500CP 351  
Platform Hand Truck

Model		500CP 351
Load	(kg)	500
Wheel	(Solid)	8"
Size (hxHxLxW)	(mm)	960x310x1562x761
Weight	(kg)	52



PH150  
Platform Hand Truck

Model		PH150
Load	(kg)	150
Wheel	(Solid)	4"
Size (hxHxLxW)	(mm)	815x139.5x738x479
Weight	(kg)	10.2



PH152  
Platform Hand Truck

Model		PH152
Load	(kg)	100
Wheel	(Solid)	4"
Size (hxHxLxW)	(mm)	823x143x710x456
Weight	(kg)	7.1



PH154  
Platform Hand Truck

Model		PH154
Load	(kg)	100
Wheel	(Solid)	4"
Size (hxHxLxW)	(mm)	956x670x165x500
Weight	(kg)	8



PH1660  
Platform Hand Truck

Model		PH1660
Load	(kg)	600
Wheel	(Solid)	10"x2"
Size (HxLxW)	(mm)	1485x1590x415
Weight	(kg)	75



PH300  
Platform Hand Truck

Model		Ph300
Load	(kg)	300
Wheel	(Solid)	5"
Size (hxHxLxW)	(mm)	863x209x916x616
Weight	(kg)	16



PH301  
Platform Hand Truck

Model		PH301
Load	(kg)	300
Wheel	(Air)	8"
Size (hxHxLxW)	(mm)	915x290x915x615
Weight	(kg)	26.5

## DRUM EQUIPMENTS



**DTF450 Drum Equipments**

Model	DTF450
Rated capacity	450kg
Max. drum lifting height	500mm
For drum Diameter	570-600mm



**DT350A Drum Equipments**

Model	DTF350
Rated capacity	350kg
Max. drum lifting height	800mm
For drum Diameter	570-600mm



**DE450C Drum Equipments**

Model	DE450C
Rated capacity	450kg
Net weight	21.5kg
For drum Diameter	450-600mm

## FORKLIFT ATTACHMENTS



**DG360A Drum Equipments**

Model	DG360A
Rated capacity	360kg
Overall size	920x670x930mm
Net weight	45kg



**DG720A Drum Equipments**

Model	DG720A
Rated capacity	720kg
Overall size	900x900x930mm
Net weight	70kg



**DG1080A Drum Equipments**

Model	DG1080A
Rated capacity	1080kg
Overall size	1550x1050x930mm
Net weight	115kg

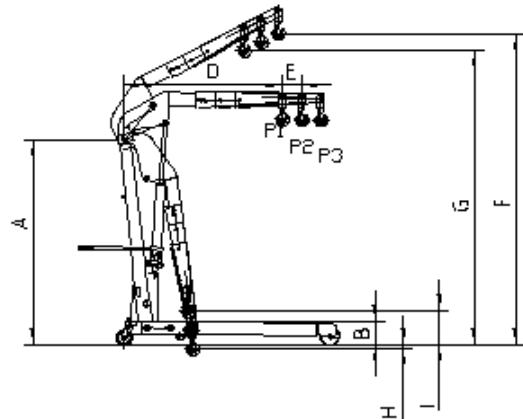


**DG1440A Drum Equipments**

Model	DG1440A
Rated capacity	1440kg
Overall size	2150x1050x930mm
Net weight	115kg



## SHOP CRANES

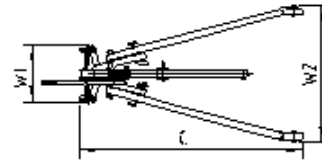


Shop Crane

Model	SC500A	SC1000A	SC2000A
Rated Lifting Capacity	500/425/350	1000/800/700	2000/1700/1500
P1/P2/P3 (kg)			
Net Weight (kg)	75	115	165
Packing Size (cm)	156x50x65	174x50x65	196x63x68

Dimensions	A	B	C	D	E	F	G	H	I	W1	W2
	(mm)	(mm)	(mm)	(mm)	(mm)	(mm)	(mm)	(mm)	(mm)	(mm)	(mm)
SC 500A	1354	165	1582	897	102	2080	1920	130	330	470	960
SC 1000A	1597	90	1749	1231	150	2450	2320	-	280	460	1100
SC 2000A	1626	208	1911	1293	150	2490	2320	-	250	590	1170



## BATTERY FORKLIFT TRUCK



2-2.5 Ton Battery Powered Forklift

Model	CPD20	CPD25
Power type	Battery	Battery
Rated capacity	2000kg	2500kg
Load center	500mm	500mm
Lift height	3000mm	3000mm
Fork size	1070x100x40mm	1070x100x45mm
Mast tilt angle F/R	6/12	6/12
Turning radius	2050mm	2050mm
Ground clearance	110mm	110mm
Overhead guard height	2130mm	2130mm
Fork overhang	485mm	485mm
Overall length (without forks)	2365mm	2365mm
Overall width	1150mm	1150mm
Self Weight	3800kg	4100kg



3-3.5 Ton Battery Powered Forklift

Model	CPD30	CPD35
Power type	Battery	Battery
Rated capacity	3000kg	3500kg
Load center	500mm	500mm
Lift height	3000mm	3000mm
Fork size	1070x125x45mm	1070x125x50mm
Mast tilt angle F/R	6/12	6/12
Turning radius	2250mm	2250mm
Ground clearance	110mm	110mm
Overhead guard height	2140mm	2140mm
Fork overhang	485mm	485mm
Overall length (without forks)	2365mm	2500mm
Overall width	1270mm	1270mm
Self Weight	4650kg	4870kg

## DIESEL ENGINE FORKLIFT TRUCK

### 2-2.5 Ton Diesel Engine Forklift

Model	CPCD20	CPCD25
Power type	Diesel	Diesel
Rated capacity	2000kg	2500kg
Load center	500mm	500mm
Lift height	3000mm	3000mm
Fork size	1070x122x40mm	1070x122x45mm
Mast tilt angle F/R	6/12	6/12
Turning radius	2240mm	2240mm
Ground clearance	120mm	120mm
Overhead guard height	2140mm	2140mm
Fork overhang	472mm	477mm
Overall length (without forks)	2525mm	2582mm
Overall width	1200mm	1200mm
Self Weight	3500kg	3500kg



### 4-5 Ton Diesel Engine Forklift

Model	CPCD40	CPCD45	CPCD50
Power type	Diesel	Diesel	Diesel
Rated capacity	4000kg	4500kg	5000kg
Load center	500mm	500mm	500mm
Lift height	3000mm	3000mm	3000mm
Fork size	1070x150x50mm	1070x150x50mm	1070x150x50mm
Mast tilt angle F/R	6/12	6/12	6/12
Turning radius	2835mm	2835mm	2835mm
Ground clearance	120mm	120mm	120mm
Overhead guard height	2275mm	2275mm	2275mm
Fork overhang	550mm	550mm	550mm
Overall length (without forks)	3115mm	3115mm	3115mm
Overall width	1480mm	1480mm	1480mm
Self Weight	6150kg	6370kg	6650kg

### 8-10 Ton Diesel Engine Forklift

Model	CPCD80	CPCD100
Power type	Diesel	Diesel
Rated capacity	8000kg	10000kg
Load center	600mm	600mm
Lift height	3000mm	3000mm
Fork size	1220x170x70mm	1220x170x70mm
Mast tilt angle F/R	6/12	6/12
Turning radius	3700mm	3900mm
Ground clearance	250mm	245mm
Overhead guard height	2585mm	2585mm
Fork overhang	700mm	718mm
Overall length (without forks)	3940mm	4260mm
Overall width	2165mm	2245mm
Self Weight	10950kg	12510kg



Note: Engines of following brands are also available.

• Isuzu • Xinchai • Mitsubishi

## REACH TRUCK (BATTERY OPERATED)



Reach truck(sit-on)

Model	FBR-13C	FBR-15C	FBR-18C
Capacity	Battery	Battery	Battery
Working height	1300kg	1500kg	1800kg
Platform floor height	500mm	500mm	500mm
Overall length	3000mm	3000mm	3000mm
Overall width	2270mm	2270mm	2270mm
Platform size	1090mm	1090mm	1090mm
Ground clearance	1705mm	1705mm	1705mm
Wheelbase	2783mm	2783mm	2783mm
Lifting motor AC	9.5km/h	9.5km/h	9.5km/h
Lifting motor DC	10.0km/h	10.0km/h	10.0km/h
Up/Down speed	2450kg	2450kg	2450kg
Batteries	2x12/150V/Ah	2x12/150V/Ah	2x12/150V/Ah
Integrated slope	AC	AC	AC



Double Decker Reach truck(sit-on)

Model	FB15AZ1
Capacity	1500kg
Load center	500mm
Rated lift height	6000mm
Overall length	2752mm
Overall width	1450mm
Min. turning radius	2070mm
Fork carriage reach distance	920mm
Working aisle width with pallet	3470mm
Total Weight	4060mm
Controller type	AC
Power	Battery



Reach truck(stand-on)

Model	FBR-13C	FBR-15C	FBR-18C
Capacity	Battery	Battery	Battery
Working height	1300kg	1500kg	1800kg
Platform floor height	500mm	500mm	500mm
Overall length	3000mm	3000mm	3000mm
Overall width	2270mm	2270mm	2270mm
Platform size	1090mm	1090mm	1090mm
Ground clearance	1705mm	1705mm	1705mm
Wheelbase	2783mm	2783mm	2783mm
Lifting motor AC	9.5km/h	9.5km/h	9.5km/h
Lifting motor DC	10.0km/h	10.0km/h	10.0km/h
Up/Down speed	2450kg	2450kg	2450kg
Batteries	2x12/150V/Ah	2x12/150V/Ah	2x12/150V/Ah
Integrated slope	AC	AC	AC



Man Down VNA

Model	FBAP13-AZ1
Power type	Battery
Operation	Sit - on
Rated Load Capacity	1300
Load Center	500mm
Rated Lift Height	6000mm
Overall Length	4250 / 3615mm
Overall Width	1580mm
Min. Turning Radius	2270mm
Piled Passageway Width	1600mm
Travel Speed (Full Load)	9Km/h
Travel Speed (No Load)	9.5Km/h
Total Weight (Include Battery Box)	5800kg
Controller Type	AC



Man Up VNA

Model	FB15-AZ1
Power type	Battery
Operation	Sit - on
Rated Load Capacity	1500kg
Load Center	500mm
Rated Lift Height	8000mm
Overall Length	4530 / 3875mm
Mast Extended Height	10860mm
Auxiliary Fork Lift	1950mm
Side Shift	1470mm
Turning Radius	2320mm
Travel Speed (Full Load)	10.5Km/h
Total Weight (include Battery Box)	9500kg
Controller Type	AC

## AIRIAL WORK PLATFORM



Semi-electric Aerial Work Platform

Model	JCPTG9	JCPTG11	JCPTG12
Capacity	500kg	500kg	450kg
Working height	11m	13m	14m
Overall length	2.22m	2.22m	2.45m
Overall width	1.27m	1.27m	1.28m
Platform size	2.2x1.1m	2.2x1.1m	2.4x1.1m
Wheelbase	1.44m	1.44m	1.62m



Single rod Aerial Work Platform

Model	YS6-1000	YS8-1000	YS10-1000
Capacity	150kg	125kg	125kg
Working height	8m	10m	12m
Overall length	1.42m	1.42m	1.42m
Overall width	0.82m	0.82m	0.82m
Platform size	0.63x0.64m	0.63x0.64m	0.63x0.64m
Wheelbase	1.11m	1.11m	1.11m



Semi-electric Aerial Work Platform

Model	JCPTG9	JCPTG11	JCPTG12
Capacity	500kg	500kg	450kg
Working height	11m	13m	14m
Overall length	2.22m	2.22m	2.45m
Overall width	1.27m	1.27m	1.28m
Platform size	2.2x1.1m	2.2x1.1m	2.4x1.1m
Wheelbase	1.44m	1.44m	1.62m




All-electric Aerial Work Platform

Model	JCPTZ610HD	JCPTZ810HD	JCPTZ1010HD
Capacity	500kg	450kg	320kg
Working height	8m	10m	12m
Overall length	2.48m	2.48m	2.48m
Overall width	1.15m	1.15m	1.15m
Platform size	2.27x1.12m	2.27x1.12m	2.27x1.12m
Wheelbase	1.9m	1.9m	1.9m
Lifting motor	24/3VDC/KW	24/3VDC/KW	24/3VDC/KW
Travel speed, slowed	2.5km/h	2.5km/h	2.5km/h
Travel speed, raised	0.8km/h	0.8km/h	0.8km/h
Up/Down speed	45/30sec	45/30sec	45/30sec
Batteries	4-6/250V/Ah	4-6/250V/Ah	4-6/250V/Ah
Integrated slope	24/25V/A	24/25V/A	24/25V/A
Grade ability	25%	25%	25%

Double Pole Aerial Work Platform

Model	YS6-2000	YS8-2000	YS10-2000	YS12-2000
Capacity	300kg	300kg	250kg	200kg
Working height	8m	10m	12m	14m
Platform floor height	6m	8m	10m	12m
Overall length	1.534m	1.534m	1.794m	1.792m
Overall width	0.82m	0.82m	0.82m	0.87m
Platform size	1.28x0.6m	1.28x0.6m	1.45x0.6m	1.45x0.6m
Ground clearance	0.08m	0.08m	0.08m	0.08m
Wheelbase	1.184m	1.184m	1.444m	1.444m
Lifting motor AC	100-230/1.5VAC/KW	100-230/1.5VAC/KW	100-230/1.5VAC/KW	100-230/1.5VAC/KW
Lifting motor DC	12/2.5DC/KW	12/2.5DC/KW	12/2.5DC/KW	12/2.5DC/KW
Up/Down speed	58/40sec	62/43sec	70/46sec	75/54sec
Batteries	2x12/150V/Ah	2x12/150V/Ah	2x12/150V/Ah	2x12/150V/Ah
Integrated slope	12/15V/A	12/15V/A	12/15V/A	12/15V/A



## ROTO MOULDED PLASTIC PALLETS



### UNIQUE MODULAR FABRICATION

- Our Plastic Pallets are fabricated/assembled from Modular construction, which make easy to maintain and repair hence have longer life.
- MORE Cost effective in the long run.
- User friendly, since they can easily cut, shaped, turned planed screwed or nailed.
- Tailor made to custom sizes and load bearing capacities.

### ADVANTAGES OF PLASTIC PALLETS V/S WOODEN/METAL

- Environmentally friendly, replacewood, saved trees.
- Excellent resistance to moisture, odes'nt rot/corrode.
- Termite/Ant resistance.
- No Surface protector needed.
- Rugged, durable construction, lasts significantly longer.
- Does not splinter, chip or crack, making it safe to use.
- Available in various colours for effective coding.

ROTO MOLDED PALLETS	STATIC LOAD	DYNAMIC LOAD	RACKING LOAD
Available Size in 4 Way	UDL	UDL	UDL
1100X1100X150mm	1000 Kg	500 Kg	N.A.
1200X1000X150mm	1000 Kg	500 Kg	N.A.
1200X800X150mm	1000 Kg	500 Kg	N.A.
1000X1000X150mm	1000 Kg	500 Kg	N.A.
1200X1200X150mm	1000 Kg	1000 Kg	N.A.
1100X1100X150mm	2000 Kg	1000 Kg	N.A.
1200X1000X150mm	2000 Kg	1000 Kg	N.A.
1200X800X150mm	2000 Kg	1000 Kg	N.A.
1000X1000X150mm	2000 Kg	1000 Kg	N.A.
1200X1200X150mm	2000 Kg	1000 Kg	N.A.
Available Size in 2 Way			
1000X1000X150mm	2000 Kg	1000 Kg	1000 Kg
1200X1000X150mm	2000 Kg	1000 Kg	1000 Kg
1200X1200X150mm	2000 Kg	1000 Kg	1000 Kg

FABRICATED PALLET AVAILABLE IN ANY SIZE, TYPE & DESIGN

TWO WAY & FOUR TYPE AVAILABLE

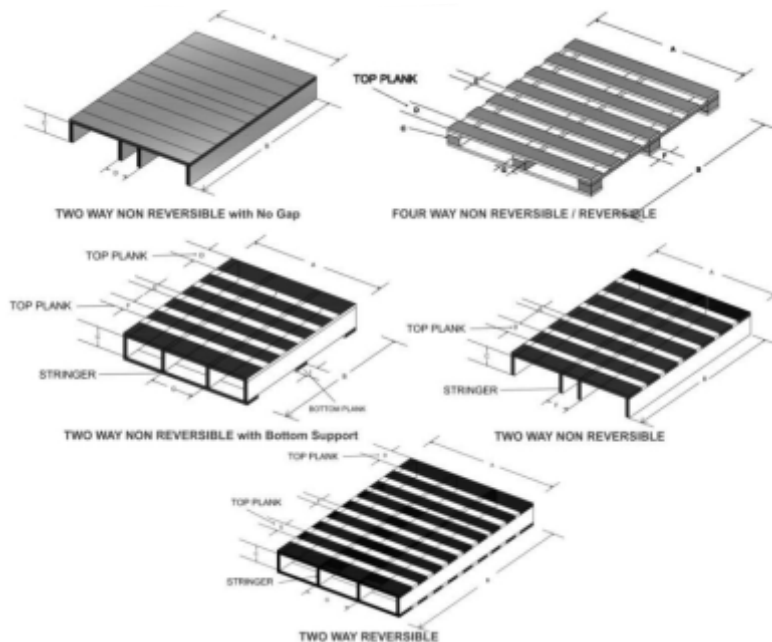
ANY TYPE OF SIZE OR DESIGN CAN BE MADE ON ORDER

DIFFERENT DESIGN OF ROTO MOULDED PALLETS CAN BE ALSO MADE ACCORDING TO YOUR DESIGN AND SPECIFICATION

## EXTRUDED PLASTIC PALLETS



Different designs of Extruded Plastic Pallets are shown below.  
It can also be made according to your design and specifications.

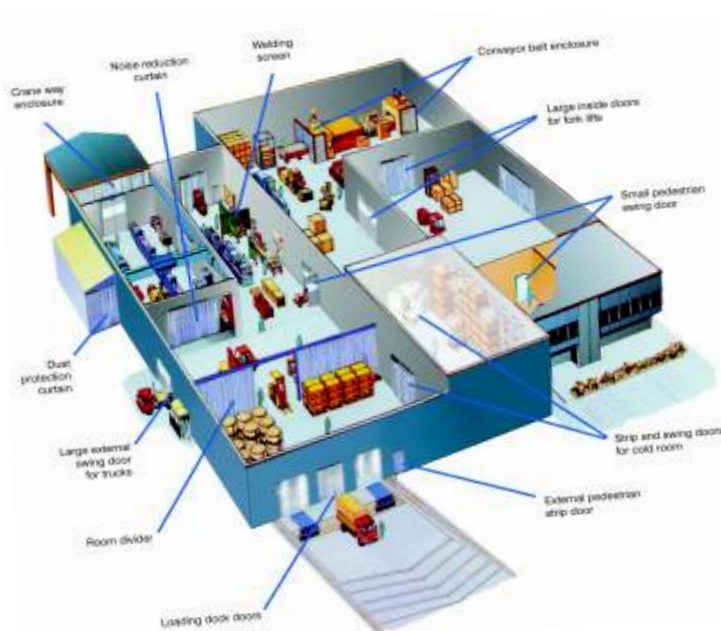
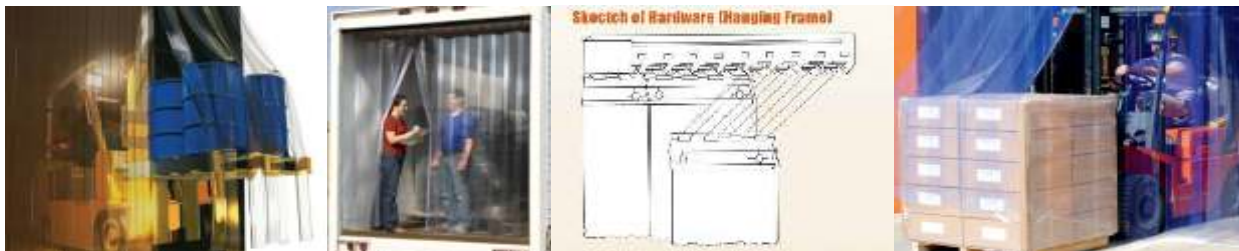


Our Plastic Pallets look and feel like wood. They have all the attributes of wood, but none of the disadvantages. Eco-friendly plastic Pallets are used in industries that demand a clean hygienic environment such as PHARMACEUTICALS, FOOD STUFFS, SPECIALITY CHEMICALS etc. They offer enhanced material handling, Stacking and can be used for virtually any form of packing (bags, sacks, boxes etc.) Can be used with Forklifts, Pallets, Trolleys, Stackers etc.

UPTO 5'x5' SIZE CAN BE MADE, BELOW 5' ANY CUSTOM SIZE CAN BE MADE ON ORDER

DIFFERENT DESIGNS OF EXTRUDED PLASTIC PALLETS CAN BE ALSO MADE ACCORDING TO YOUR DESIGN AND SPECIFICATION

## PVC DOOR STRIP CURTAIN



### SUITABLE FOR:

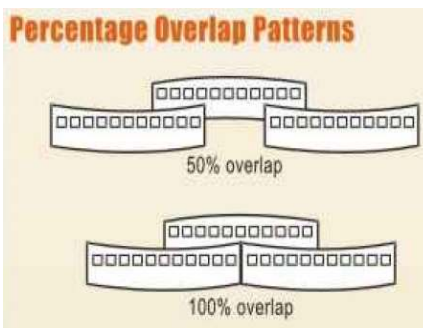
- Textile Industry
- Automobile
- Pharmaceuticals
- Engineering
- Food Processing Ind/Ice Cream
- Cold Storages/Freezer Rooms
- Hotels
- Kitchen
- Airports
- Factory Stores
- Printing / Publishing Units

#### FEATURES

- U.V Stabilized, Clear TRPT , Flexible PVC Strips.
- Hanging System – Powder Coated M.S. Chanell / Stainless Steel / Aluminum Chanell.
- Recommended Temp. Normal -5° C To +65° C Freezer -5° C To - 35° C.
- Hand free operation, door opens with a gentle push & closes automatically behind you.
- All PVC used is low Toxic, cadmium & Lead Free.
- Brilliant Transparent – see through strips, to allow both way safe traffic flow.
- Welding grade is also available.
- Buzzer Strips – with a number of ribes to absorb the impact for very heavy movement area.
- Easy Installations.

#### ADVANTAGES

- Reduces heat or cold air loss.
- Restricts movement of air pollutants such as (Dust/dirt/Smoke Fues/Draufgts)
- Admits Light
- Isolates noisy machinery.
- Increase Employee comfort by keeping temperature & humidly under control.
- Minimum Maintenance, an occasional wash with plain water or liquid detergent & strips can be replaced indecently if required.
- Prevents Birds/Files etc to enter in the working area.



**HARDWARE AVAILABLE IN MILD STEEL INFOUR LAYER POWDER COATED, WE CANALSO PROVIDE THE STAINLESS STEELHARDWARE ON THE ORDER**

**PVC CURTAIN IS AVAILABLE IN THICKNESS OF 2MM , 3 MM , 5MM WITH 50% & 100% OVERLAPPING**

COLD GRADE STRIP AVAILABLE

## WAREHOUSE RACKING



- COMPACTOR SHELVINGS
- MOBILE SHELVINGS
- LIGHT / MEDIUM / HEAVY & EXTRA HEAVY DUTY PALLETISED / NON-PALLETISED HIGH RISE RACKING SYSTEMS
- DRIVE-IN-DRIVE-OUT RACKING SYSTEMS
- ENTIRE RANGE OF SLOTTED ANGLE SHELVINGS
- MEZZANINE FLOORS / LOFTS
- TWO / THREE TIER SHELVING SYSTEMS
- PIGEON HOLE SHELVING SYSTEMS
- VARIOUS TYPES OF PERFORATED / PLAIN /
- EMBOSSED GRATINGS AND PLANKS, ANGLES, CHANNELS, BEAMS
- PERFORATED / PLAIN / EMBOSSED CABLE TRAYS
- M.S. AND PLASTIC BINS, DRAWERS, CRATES
- M.S. PALLETS ETC.